

NPX

STRAIGHT LINE SUBSOILERS

3 ROWS (Fix/Foldable)



INTERNATIONAL
GASCÓN  **N**[®]
AGRICULTURAL MACHINERY ENGINEERING

Gascón international straight line (3rows) subsoilers represent the best option to work with important quantities of stubble, both in dry and hard soils.

Strongly recommended in sweet corn cultures when any other equipment could not uproot rests of high and strong canes so easily.



Stubble passes through its rows, without being dragged. There no exists any risk of obstruction even when the equipment is working at its max. labour depth of ± 60 cm.



Straight line subsoilers by Gascón International have strong and robust manufacturing in tubular frame.

The ergonomics of shanks, its positioning along the frame, the rows spacing and the conventional tips mounted in origin, are the key for an optimized penetration into the soil. The device fractures the compacted soil adequately and easily, at the time it turns the surface very superficially.

Shanks are provided with cutting protections to prevent deterioration of shank material and increase the volume of soil removed during labour.



Rollers are always strong recommended in order to pulverize clods, level and seal the soil and reduce damp loss.

Subsoiler working depth is reached through roller depth control.



Folding frame in models 7-9-11 shanks. Transport width comprehended between 2.50m. & 3,50m.

STRAIGHT LINE SUBSOILERS < 3 ROWS > Fix frame

MODEL	WORKING WIDTH	TRANSPORT WIDTH	TINES	TINES SPACING	POWER APROX.	WEIGHT wo/ROLLER	WEIGHT w/ROLLER
SS-3F	M. ≈	mm.	Nº	mm.	≈ HP/CV ≈	Kg. ≈	Kg. ≈
SS3F 5S460 (R)	2,30	2500	5	460	90/160	860 Kg.	1100 Kg.
SS3F 5S500 (R)	2,45	2600	5	500	100/170	960 Kg.	1200 Kg.
SS3F 7S380 (R)*H	2,60	2800	7	380	130/180	1150 Kg.	1500 Kg.
SS3F 7S420 (R)*H	2,85	3000	7	420	150/200	1450 Kg.	1800 Kg.
SS3F 7S450 (R)*H	3,00	3200	7	450	160/210	1550 Kg.	1900 Kg.
SS3F 7S500 (R)*H	3,30	3500	7	500	160/210	1600 Kg.	1950 Kg.
SS3F 9S420 (R)	3,70	3850	9	420	180/250	1800 Kg.	2300 Kg.
SS3F 9S450 (R)	3,90	4100	9	450	180/250	1850 Kg.	2350 Kg.
SS3F 9S500 (R)	4,30	4500	9	500	190/260	2000 Kg.	2550 Kg.
SS3F 11S450 (R)	5,00	5100	11	450	240/320	2300 Kg.	3000 Kg.
SS3F 11S520 (R)	5,75	5800	11	520	250/350	3000 Kg.	3700 Kg.

≈ Aproximated / R= Roller / H= Option hydraulic folding


STRAIGHT LINE SUBSOILERS < 3 ROWS > Hydraulic folding frame

MODEL	WORKING WIDTH	TRANSPORT WIDTH	TINES	TINES SPACING	POWER APROX.	WEIGHT wo/ROLLER	WEIGHT w/ROLLER
SS-3FH	M. ≈	mm.	Nº	mm.	≈ HP/CV ≈	Kg. ≈	Kg. ≈
SS3FH-9S420R1+	3,90	2860	1+7+1	420	190/250	2200 Kg.	2900 Kg.
SS3FH-9S420R2+	4,00	2450	2+5+2	420	190/250	2200 Kg.	2900 Kg.
SS3FH-9S450R1+	4,15	3000	1+7+1	450	190/250	2300 Kg.	3000 Kg.
SS3FH-9S450R2+	4,15	3000	2+5+2	450	190/250	2300 Kg.	3000 Kg.
SS3FH-11S450R2+	5,00	3000	2+7+2	450	250/350	3000 Kg.	3800 Kg.
SS3FH-11S520R2+	5,75	3500	2+7+2	520	250/350	3100 Kg.	4000 Kg.

≈ Aproximated / R= Roller / H= Hydraulic folding

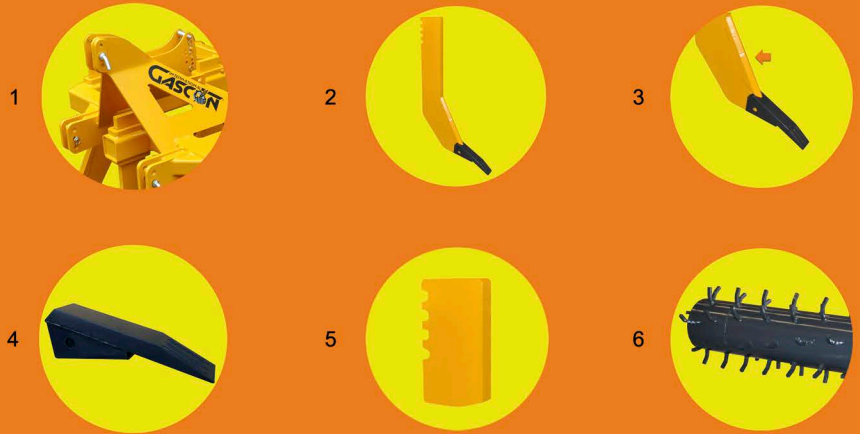
Frame Section: 180x180x12 mm.
Tine section: 40x200 mm.
Frame clearance: 800 mm.
Depth Max.: 600 mm.
Category: III
Roller SPK: Ø 530mm. (SS.5/7)
Roller SPK: Ø 600mm. (SS. 9/11)
Weight approx.: with roller SPK

SS.5 + SS.7SP380 - 150x150x10 mm.
SS.5 + SS.7SP380 - 40x180 mm.
SS.5 + SS.7SP380 - 780 mm.
SS.5 + SS.7SP380 - 550 mm.
SS.5 + SS.7SP380 - II




STANDARD EQUIPMENT

- ☑ Frame with adjustable hitch (*Foto1*)
- ☑ Frame with reinforced 3-point hitch (*Foto1*)
- ☑ Front sharpened shin on shanks (*Foto2-3*)
- ☑ Conventional tip (*Foto4*)
- ☑ Adjustable width shank: 3/4 positions (*Foto5*)
- ☑ Spiked roller (curved spike) (*Foto6*)
- ☑ Parking stand



OPTIONS

- ☑ Roller: round cage (*Foto7*)
- ☑ Roller: flat cage (*Foto8*)
- ☑ Roller: polished (*Foto9*)
- ☑ Roller: packer (*Foto10*)
- ☑ Roller: shark (2-double R) (*Foto11*)
- ☑ Roller: V-ring (*Foto12*)
- ☑ Roller: scalloped disc (*Foto13*)
- ☑ Roller: weaving discs (2-double R) (*Foto14*)
- ☑ Shank: height A +50 / +100mm. (*Foto15*)
- ☑ Shank: thickness C +10mm. (*Foto15*)
- ☑ Point: excavator (*Foto16*)
- ☑ Point: winged (*Foto17*)
- ☑ Breaking wings (short) on shank (*Foto18*)
- ☑ Multiposition frame (*Foto19*)
- ☑ Warning lights (*Foto20*)
- ☑ Rear reflective marking plate (*Foto21*)
- ☑ Hydraulic folding from: 9 shanks (*Foto22*)



22



WITHOUT AFFECTING THE USE AND ORIGINAL FUNCTIONS, HEREDEROS DE MANUEL GASCON S.L. HAS THE RIGHT TO MAKE CHANGES THAT ARE DEEMED NECESSARY FOR THE BEST OPERATION OF THE EQUIPMENT TO BE SUPPLIED, WITHOUT PRIOR NOTICE.

H.M.G. Herederos de Manuel Gascon S.L.

P.I. Monzú, C/Gibraltar nº51 - 22006 Huesca (Spain) **Mob. +34 - 689 823 051** [+34-93-783 87 93]

Tel. +34-974-21 87 20

@: info@gasconinternational.com

www.gasconinternational.com

Gascon International Offices

Mob. +34 - 689 823 051 [+34-93-783 87 93]

@.: export@gasconinternational.com

Skype: Gascon.Export

YouTube: Gascon International



Dealer

